

# Analyzing Mathematical Approach for Facing the Electricity Problem Using Traditional and AI Technique

ASHISH DHAMANDA

Electrical Engineering Department

Gurukula Kangri (Deemed to be University), Haridwar, Uttarakhand, India

**Abstract:** - Amid the fierce rise in electricity demand due to the prepotent heatwave and the worst electricity scarcity in past few years due to lack of sufficient coal supply to thermal plants etc., several countries in the world are now experiencing power outages for multiple hours. To fulfill this help to reduce the problem of electricity by applying new technology, which is AI (Artificial Intelligence: Fuzzy) technique used to potentially viable computers to show human like intelligent activities such as speech recognition, decision-making, natural language understanding etc. In this paper the AI and Traditional techniques (PI and PID) has been used for better and effective outcome of aoristic system. Analyzing mathematical approach with techniques applied to thermal power plant. The combined results shows that the AI technique gives efficient, good and effective results with respect to the traditional techniques by providing constant supply scientifically hence we conclude that by controlling the changes of frequency and power, demand of electricity can be maintained.

**Keywords:** - Aoristic System, Rampant Rise, Artificial Intelligence, Fuzzy System, Frequency, Power, Traditional.

## 1 Introduction

Electricity demand varies greatly by season and time of day. Because thermal power generation can flexibly adapt to changes in demand, it plays a central role in maintaining the power supply. By combining various power sources, we can provide the quantity of power required to accommodate demand for the season and time of day.

The continuous increase of power system complexity and installation of more and more new equipment in power systems has demanded better methods for power system analysis, planning, and control. At present, analysis of modern power systems is generally based on digital computers. Hence, establishment of a mathematical model, describing the physical processes of a power system, is the foundation for the analysis and investigation of various power system problems. Correct and accurate computation for power system analysis requires a correct and accurate mathematical model of the power system. Transient processes of the power system are very fast. This is why power system operation heavily relies on the applications of automatic control. With the installation of many different automatic control devices, the operation of which largely depends on the application of electronic and computing technology, modern power system operation has reached a very high level of automation. [1], [4], [5], [10], [11], [14], [15], [30].

More than half of the world's energy requirements are met by thermal power plants (or thermal power stations). Through burning some fossil fuel in these power stations, steam is produced, which is then used to operate the steam turbines. Therefore, thermal power plants may also be classified as steam power plants. The steam is then condensed in the steam turbine, and then condensed in the condenser, and then the steam is reheated in the steam turbine. This is the ranking phase. The thermal power plant is a power plant that generates energy by burning fossil fuels, including coal, petroleum, etc. It conducts the chemical energy from the gasoline into mechanical energy and then translates it into electrical energy. This power is transferred to a motor which drives a generator which generates electricity. Thermal power plants are planned for continuous operation, which enables the plant to run for years. The unit used to transform thermal energy into mechanical energy is known as a turbine. In thermal power plants, the fuel is used to convert heat to water. [16], [17], [18], [19], [20], [21], [22], [24], [25], [26], [27], [28], [32].

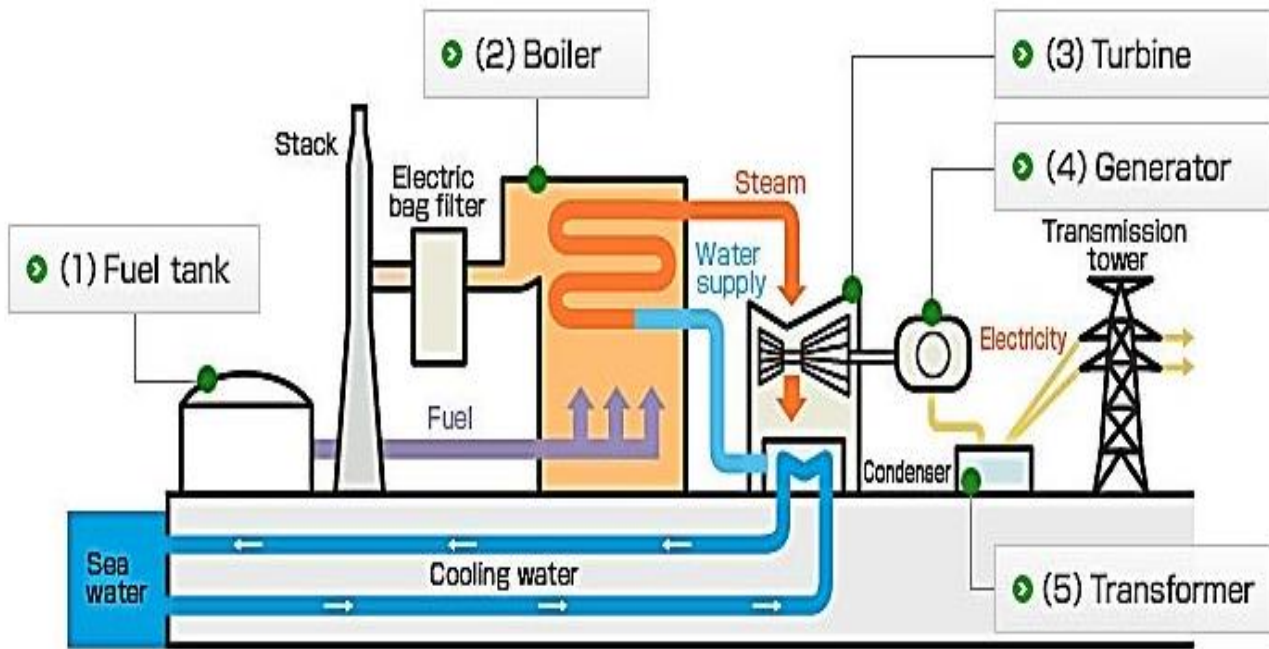


Fig.1 Conceptual Diagram of Steam Power Generation

## 2 Mathematical Approach

The mathematical approach has been used for solving the electricity problem. The mathematical equations for the frequency and corresponding power flow have been given below;

For a sudden step change of load demand ( $\Delta P_D$ ),

$$\Delta P_G(s) = \frac{\Delta P_D}{s} \quad (1)$$

For a practical system,

$$T_{sg} < T_t \ll T_{ps},$$

Typical values are:

$$T_{sg} = 0.4s$$

$$T_t = 0.5s$$

$$T_{ps} = 20s$$

If  $T_{sg}$  and  $T_t$  are considered negligible compared to  $T_{ps}$ , and by adjusting  $T_{sg}$ .

The change in frequency is given by

$$\Delta F(s)|_{\Delta PC(s)=0} = - \left[ \frac{\frac{K_{ps}}{1+sT_{ps}}}{1 + \frac{K_{ps}}{1+sT_{ps}} \times \frac{1}{R}} \right] \times \frac{\Delta P_D}{s} \quad (2)$$

$$\Delta F(s)|_{\Delta PC(s)=0} = - \frac{K_{ps} \times \Delta P_D}{T_{ps}} \times \frac{RT_{ps}}{K_{ps}+R} \left[ \frac{1}{s} - \frac{1}{(s + \frac{K_{ps}+R}{RT_{ps}})} \right] \quad (3)$$

$$\Delta f(t) = L^{-1} \Delta F(s)$$

$$\Delta f(t) = - \frac{RK_{ps}}{K_{ps}+R} \left[ 1 - e^{-\left[ \frac{t}{T_{ps}} - \frac{RT_{ps}}{K_{ps}+R} \right]} \right] \Delta P_D \quad (4)$$

Equation (4) shows the load frequency deviation ( $\Delta f(t)$ ) for step load ( $\Delta P_D$ ) changes.

$$\text{Governor Transfer function} = \frac{K_{sg}}{T_{sg} s + 1} \quad (5)$$

Where  $K_{sg}$  is the gain of governor and  $T_{sg}$  is the time constant of governor, normally range of  $T_{sg}$  is  $\leq 100$  ms.

$$\text{Turbine Transfer function} = \frac{Kt}{Tt s+1} \quad (6)$$

Where  $K_t$  is the gain of turbine and  $T_t$  is the time constant, normally range of  $T_t$  is 0.2 to 2 sec.

$$\text{Generator Transfer Function} = \frac{Kps}{Tps s+1} \quad (7) \text{ Where } K_{ps} \text{ is the gain of generator and } T_{ps} \text{ is the time constant of generator, normally range of } T_{ps} \text{ is } 20\text{s.}$$

Power flow out of control area-1 can be expressed as

$$P_{TL1} = \frac{|E_1||E_2|}{X_{TL}} \sin(\delta_1 - \delta_2) \quad (8)$$

Where  $|E_1|$  and  $|E_2|$  are voltage magnitude of area 1 and area 2, respectively,  $\delta_1$  and  $\delta_2$  are the power angles of equivalent machines of their respective area, and  $X_{TL}$  is the tie line reactance.

If there is change in load demands of two areas, there will be incremental changes in power angles ( $\Delta\delta_1$  and  $\Delta\delta_2$ ). Then, the change in the tie line power is

$$P_{TL1} + \Delta P_{TL1} = \frac{|E_1||E_2|}{X_{TL}} \sin[(\delta_1 - \delta_2) + \sin(\Delta\delta_1 - \Delta\delta_2)] \quad (9)$$

After solving the above equation we get,

$$P_{TL1} + \Delta P_{TL1} = \frac{|E_1||E_2|}{X_{TL}} \sin(\delta_1 - \delta_2) + \frac{|E_1||E_2|}{X_{TL}} [\cos(\delta_1 - \delta_2) (\Delta\delta_1 - \Delta\delta_2)] \quad (10)$$

Therefore, change in incremental tie-line power can be expressed as

$$\Delta P_{TL1} = \frac{|E_1||E_2|}{X_{TL}} [\cos(\delta_1 - \delta_2) (\Delta\delta_1 - \Delta\delta_2)] \text{ MW} \quad (11)$$

$$\Delta P_{TL1} = T_{12} (\delta_1 - \delta_2) \quad (12)$$

$$\text{Where } T_{12} = \frac{|E_1||E_2|}{X_{TL} P_1} \cos(\delta_1 - \delta_2) \text{ MW/rad} \quad (13)$$

$T_{12}$  is known as the synchronizing coefficient or the stiffness coefficient of the tie-line. [29], [30], [31].

### 3 Methodology

Traditional and AI techniques used to solve the issue in electricity. The details of the applied techniques given here;

#### 3.1 Traditional Technique

One of the most important Traditional Technique are PI (Proportional Plus Integral) and PID (Proportional Plus Integral Plus Derivative). These technique using from several decade for solving the issue of electricity by controlling the frequency and corresponding power. The details of Traditional technique are given here;

##### 3.1.1 PI Technique

It is used to mediate some of the flaws of the proportional controller. P controller main flaw was its inability to bring the steady state error to zero. We have this steady state error and we need a controller to somehow act on it in a way that will allow our control signal to accumulate until the desired setpoint is reached. This is easily achieved by taking the integral of the error. Let's add the integral term to our original controller to form a PI controller.

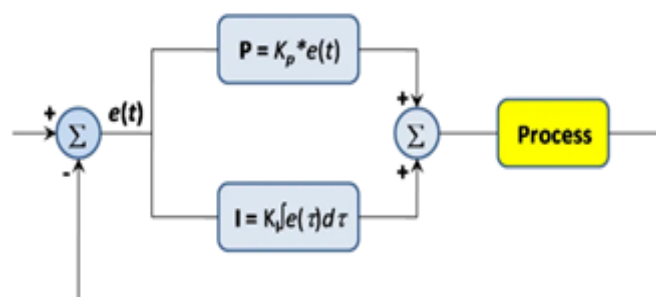


Fig. 2 PI Technique for Solving Electricity Problem

##### 3.1.2 PID Technique

The PID controller job is to essentially take this error signal and perform three separate mathematical operations on it. Sum up the results and cleverly produce an output that will drive the system or process to the desired setpoint. The controller can be

mathematically written out as shown where a control signal is a summation of three mathematical operations. The term involves taking the error and multiplying it by a constant  $K_p$ . The integral term involves integrating the error over time and the derivative term involves taking the derivative of the error.

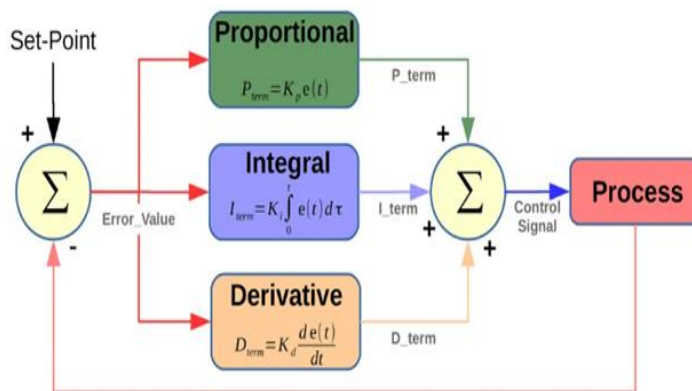


Fig. 3 PID Technique for Solving Electricity Problem

### 3.2 AI Technique

Fuzzy algorithm has been applied to various fields, from control theory to AI. It was designed to allow the computer to determine the distinctions among data which is neither true nor false. Something similar to the process of human reasoning.

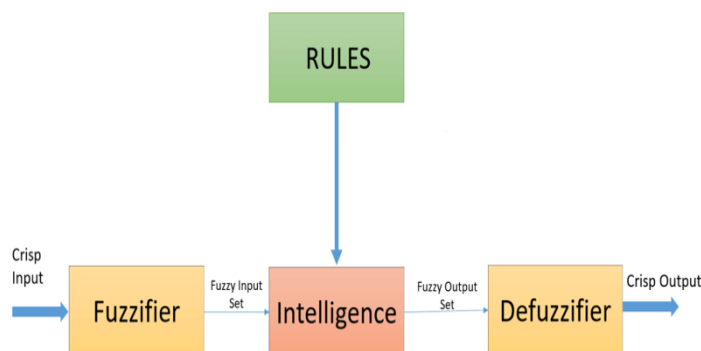


Fig. 4 AI Technique for Electricity Issue

### 4 Result

In this paper Traditional (PI, PID) and AI (Fuzzy) technique has been used to solve the problem of electricity by controlling the frequency and corresponding power. The settling time response of frequency and corresponding power deviation has been obtained by applying these techniques with the help of MATLAB Simulink software. Result has been tabulated in the table 2 and comparative response of the applied techniques is given below in figure 5 between frequency deviation and settling time and in figure 6 power deviation and settling time ;

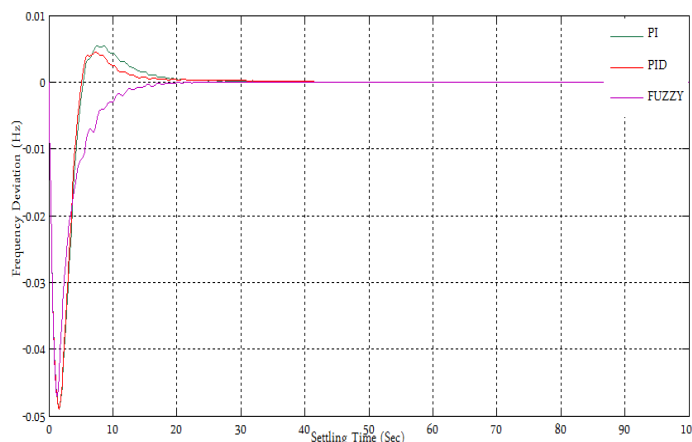


Fig. 5 Combined response of frequency changes system

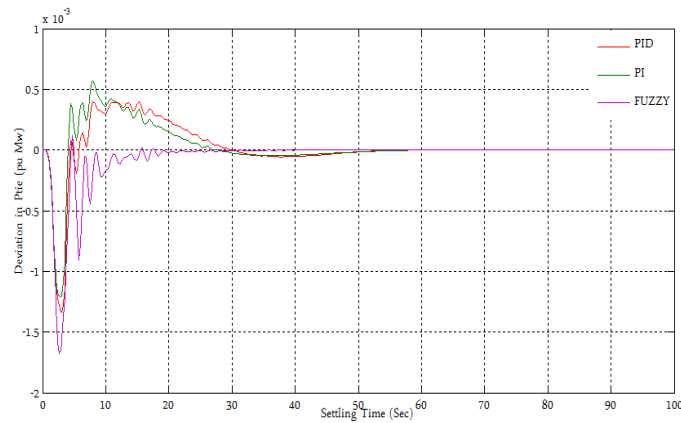


Fig. 6 Combined response of power changes in system

The comparative result of settling time of load frequency and power deviation are tabulated as under;

Table 2 Result of Solution of Electricity Problem

| Technique           | Frequency Deviation | Settling Time (Sec) | Power Deviation<br>Settling Time (Sec) |
|---------------------|---------------------|---------------------|----------------------------------------|
| Traditional<br>(PI) |                     | 31                  | 78                                     |
| Traditional (PID)   |                     | 30                  | 68                                     |
| AI (Fuzzy)          |                     | 20                  | 38                                     |

Table 2 shows that the AI technique gives better solution of electricity problem by settle down deviation in less second compare to traditional technique.

## 5 Conclusion

From the several decades we are facing electricity problem due to sudden changes of demand time to time. Various technique already been used to solve such problem but challenges are being very tough by using traditional techniques. In this paper the traditional and AI technique using for the solution of electricity problem. The result obtained from these techniques have been tabulated in Table 2, which shows that the settling time (Sec) of frequency and power deviation obtained by AI technique improve the better performance of the system settle down the variation and maintain the system constancy. It can be concluded that the AI technique gives better result in a normal and abnormal situation which varies time to time.

## ACKNOWLEDGEMENT

This work is done under the novel guidance of eminent Prof. A. K. Bhardwaj. I am very thankful and grateful to him and also thankful to the anonymous reviewers for their careful reading of my manuscript and their many insightful comments and suggestions.

## References:

- [1] Van Van Huynh, Phong Thanh Tran, Tien Minh Nguyen, Van-Duc Phan, and Viet-Thanh Pham, *Advanced Sliding Mode Observer Design for Load Frequency Control of Multiarea Multisource Power Systems*, International Transactions on Electrical Energy Systems, Volume 2022, <https://doi.org/10.1155/2022/6587194>.
- [2] K. P. Singh Parmar, S. Majhi, D. P. Kothari, *Optimal Load Frequency Control of an Interconnected Power System*, MIT IJEIE Vol. 1, No. 1, ISSS No. 2230-7656, pp. 1-5, 2011.
- [3] Ashish Dhamanda, *Computational Techniques for the issue of Variation Problem*, International Journal of Control Systems and Robotics, Volume 7, 2022, ISSN: 2367-8917.

- [4] Ashish Dhamanda, Different computational technique for solution of variation issue, Open Access Research Journal of Engineering and Technology, 01(01), 039–046, ISSN 2783-0128, DOI: 10.53022/oarjet.2021. 1.1.0118. 2021.
- [5] Ashish Dhamanda, *GA Technique to Solve the AGC Problem of Thermal Generating Unit*, WSEAS TRANSACTIONS on HEAT and MASS TRANSFER DOI: 10.37394/232012.2020.15.2, E-ISSN: 2224-3461, Volume 15, 27 February 2020.
- [6] Ashish Dhamanda and A. K. Bhardwaj, *Problem of Thermal Generating Unit Solve Through Different Controller*, WSEAS TRANSACTIONS on HEAT and MASS TRANSFER DOI: 10.37394/232012. 2020.15.4, E-ISSN: 2224-3461, Volume 15, 3 March 2020.
- [7] Magla, J. Nanda, *Automatic Generation Control of an Interconnected Hydro-Thermal System Using Conventional Integral and Fuzzy logic Control*, in Proc. IEEE Electric Utility Deregulation, Restructuring and Power Technologies, 2004.
- [8] Naresh Kumari, A. N. Jha, *Automatic Generation Control Using LQR based PI Controller for Multi Area interconnected Power System*, Advance in Electronic and Electric Engineering, ISSN 2231-1297, Volume 4, pp. 149-154, 2014.
- [9] Ashish Dhamanda, Gajendra Singh Rawat, *GA Technique to Solve the Load Frequency and Tie-Line Power Problem of Thermal Generating Unit*, Advances in Networks, DOI: 10.11648/j.net. 20190702.16, ISSN: 2326-9766 (Print); ISSN: 2326-9782 (Online), 7(2): 51-58, 2019.
- [10] Ashish Dhamanda and AK Bhardwaj, *Multi Area AGC Problem of T.G.U Solved Through GA (Using Tuning of PID) Controller*. International Journal of Advancements in Technology DOI: 10.4172/0976-4860.1000207, Volume 9, Issue 3, ISSN: 0976-4860, June 2018.
- [11] Ashish Dhamanda, Arunesh Dutt, A.K.Bhardwaj, *Automatic Generation Control of Thermal Generating Unit using Evolutionary Controller*. International Journal of Advanced Intelligence Paradigms (IJAIP), DOI: 10.1504/IJAIP.2017. 10009224, ISSN: 1755-0394 Vol. 9, No. 5/6, Page 490-504, 2017.
- [12] Ashish Dhamanda, G.S.Rawat, Arunesh Dutt, *AGC in Five Area Interconnected Power System of Thermal Generating Unit Through Fuzzy Controller*, American Journal of Energy and Power Engineering (AJEPE), Vol.4 No.6, Page 44-58, ISSN: 2375-3897, 2017.
- [13] Ashish Dhamanda, A.K.Bhardwaj, *AGC in Four Area Interconnected Power System of Thermal Generating Unit through Evolutionary Technique*. Research Journal of Applied Science, Engineering and Technology, 13(2): 113-121, DOI:10.19026 /rjaset.13.2922 ISSN: 2040-7459, Maxwell Science Publication July 15, 2016.
- [14] Ashish Dhamanda, Arunesh Dutt, A.K.Bhardwaj, *Automatic Generation Control in Four Area Interconnected Power System of Thermal Generating Unit through Evolutionary Technique*. International Journal on Electrical Engineering and Informatics (IJEEL), Volume7, Number 4, DOI: 10.15676/ijeel. 2015.7.4.3. ISSN: 2087-5886 December 2015.
- [15] Kiran Kumar Challa, P. S. Nagendra Rao, *Analysis and Design of Controller for Two Area Thermal-Hydro-Gas AGC System*, IEEE978-1-4244-7781-4/10, 2010.
- [16] K. F. Man, K. S. Tang and S. Kwong, *Genetic algorithm: Concepts and applications*, IEEE Trans. Ind. Electron, vol. 43, no. 5, pp. 519-534, 1996.
- [17] Ranjit Roy, S. P. Ghoshal, Praghnes Bhatt, *Evolutionary Computation based Four-Area Automatic Generation Control in Restructured Environment*, IEEE978-1-4244-4331-4/09, 2009.
- [18] Rishabh Verma, Shalini Pal, Sathans, *Intelligent Automatic Generation Control of Two-Area Hydrothermal Power System using ANN and Fuzzy Logic*, IEEE 978-0-7695-4958-3/13, 2013.
- [19] S. Sivanagaraju, G. Sreenivasan, *Power System Operation and Control*, PEARSON, 2011.
- [20] S. Hasan Saeed, *Automatic Control System*, S. K. Kataria and Sons, 2006.
- [21] Surya Prakash, S K Sinha, *Four Area Load Frequency Control of Interconnected Hydro-Thermal Power System by Intelligent PID Control Controller*, IEEE 978-1-4673-0455-9/12, 2012.
- [22] Surya Prakash, S K Sinha, *Intelligent PI Control Controller in Four Area Load Frequency Control of Interconnected Hydro-thermal Power System*, IEEE 978-1-4673-0210-4/12, 2012.
- [23] Xiangjie Liu, Xiaolei Zhan, Dianwei Quian, *Load Fr-equency Control considering Generation Rate Const-rainits*, IEEE 978-1-4244-6712-9/10, 2010.
- [24] Sapna Bhati, Dhiiraj Nitnawwre, *Genetic Optimization Tuning of an Automatic Voltage Regulator System*, IJSET, Volume No.1, Issue No. 3, ISSN: 2277-1581, pg: 120-124, 2012.
- [25] Ashish Dhamanda, A.K.Bhardwaj, *Automatic Generation Control in Three Area Interconnected Power System of Thermal Generating Unit Using Evolutionary Controller*. International Journal of Scientific & Engineering Research (IJSER), ISSN 2229-5518, Vol 6, Iss. 6, June 2015.
- [26] Ashish Dhamanda, A.K.Bhardwaj, *Automatic Generation Control of Thermal Generating Unit by using Controller and Intelligent Controller*. International Journal of Electrical Engineering & Technology (IJEET), ISSN 0976–6553, Vol. 5, Issue. 10, October 2014.
- [27] Ashish Dhamanda, A.K.Bhardwaj, *Automatic Generation Control of Reheat Thermal Generating Unit through Conventional and Intelligent Technique*. International Journal of Advanced Research in Engineering & Technology (IJARET), ISSN 0976–6499, Vol. 5, Issue 11, Nov 2014.
- [28] Ashish Dhamanda, AruneshDutt, Surya Prakash, A.K.Bhardwaj, *A Traditional Approach to Solve Economic Load Dispatch Problem of Thermal Generating Units using MATLAB Programming*, International Journal of Engineering Research & Technology (IJERT), ISSN: 2278-0181, Vol. 2, Issue 9, September 2013.

- [29] D. P. Kothari, Nagrath, *Modern Power System Analysis*, Tata McGraw Hill, Third Edition, 2003.
- [30] Elgerd O. I, *Electric Energy System Theory; an Introduction*, McGraw Hill, 1971.
- [31] Ashish Dhamanda, *Artificial Intelligence for Power and Frequency Variation Control, Book Artificial Intelligence Applications*, ISBN: 978-625-8423-28-0, Iksad Publications 2021.
- [32] S. Sivanagaraju, G. Sreenivasan, *Power System Operation and Control*, PEARSON, 2011.
- [33] Yogesh Hole et al 2019 J. Phys.: Conf. Ser. 1362 012121